

View of Profile

and names for it. To avoid misunderstandings.


Danish: GK-edge

English: Grinded / Seamed edge

The Edge is grinded just enough so you have removed all sharp edges.

The cutting surface its self will be unchanged.


This kind of process is minimum edgework before the glass is tempered, if not the glass will brake in furnace.



Danish: MC-edge

English: dull / mat / Pencil mat / ground C-edge.


The glass will be rounded on the edges and have the same nice mat surface all way around.



Danish: BC-edge

English: Pencil polished / Polished C-edge.

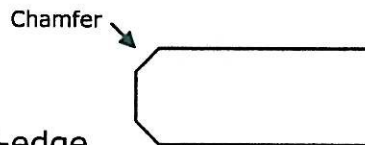
This process are the same as the MC-edge, however all the grinded edges will be polished, so they will be as shining as the surface of the glass.



Danish: MFS-edge

English: dull / mat / mat flat edge / ground V-edge.

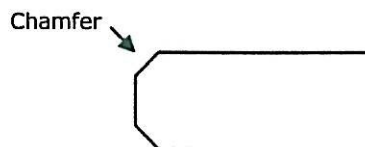
The glass is grinded at the cutting surface, so it becomes completely even, furthermore the edge will be chamfered as shown at the sketch.



Danish: BFS-edge

English: Flat polished / Polished V-edge.

This process are the same as to the MFS-edge, however all the grinded edges will be polished, so they will be as shining as the surface of the glass.



This document was created with Win2PDF available at <http://www.win2pdf.com>.
The unregistered version of Win2PDF is for evaluation or non-commercial use only.
This page will not be added after purchasing Win2PDF.